

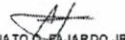

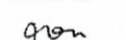
STATEMENT OF APPROPRIATIONS, ALLOTMENTS, OBLIGATIONS, DISBURSEMENTS AND BALANCES - Preliminary
As of the quarter ending December 31, 2018

Department : Department of Labor & Employment
 Agency : NATIONAL CONCILIATION & MEDIATION BOARD
 Operating Unit : Regional Branch No. IV-B
 Organization Code (UACS) : 16 003 0300017
 Funding Source Code (as clustered) : 1 01 101 ; 1 04 102
 (e.g. Old Fund Code: 101,102, 151)

✓	Current Year Appropriations
	Supplemental Appropriations
	Continuing Appropriations

Particulars	UACS CODE	Appropriations			Allotments				Current Year Obligations					Current Year Disbursements					Balances					
		Authorized Appropriation	Adjustments (Transfer To)/From, (Realignment)	Adjusted Appropriations	Allotments Received	Adjustments (Withdrawal, Realignment)	Transfer To	Transfer From	Adjusted Total Allotments	1st Quarter Ending March 31	2nd Quarter Ending June 30	3rd Quarter Ending Sept. 30	4th Quarter Ending Dec. 31	Total	1st Quarter Ending March 31	2nd Quarter Ending June 30	3rd Quarter Ending Sept. 30	4th Quarter Ending Dec. 31	Total	Unreleased Appropriations	Unobligated Allotment	Unpaid Obligations (15-20) = (23+24)		
		3	4	5=(3+4)	6.00	7	8.00	9.00	10={[(6+(-)7)-8+9]}	11.00	12.00	13.00	14.00	15={[(11+12+13)+14]}	16.00	17.00	18.00	19.00	20={[(16+17+18)+19]}	21=(5-10)	22=(10-15)	23	24	
I. Agency Specific Budget	1 01 101																							
Operations	3 00 000000	3,680,622.26	-	3,680,622.26	3,680,622.26	-	-	-	3,680,622.26	822,581.78	993,729.58	919,924.39	930,559.61	3,666,795.36	822,581.78	993,729.58	825,224.39	948,617.57	3,590,153.32	-	13,826.90	-	76,642.04	
MFO 1 - TECHNICAL ADVISORY SERVICES	3 01 000000																							
Strengthening of Bipartite Labor Dispute Prevention Mechanisms and Workplace Cooperation and partnerships Schemes	3 01 01 0000	2,693,947.04	-	2,693,947.04	2,693,947.04	-	-	-	2,693,947.04	474,445.75	666,756.66	471,386.56	1,067,531.17	2,680,120.14	474,445.75	666,756.66	405,492.56	739,480.73	2,286,175.70	-	13,826.90	-	393,944.44	
PS		1,079,947.04	-	1,079,947.04	1,079,947.04	-	-	-	1,079,947.04	218,299.70	313,372.88	267,198.65	281,075.71	1,079,946.94	218,299.70	313,372.88	201,304.65	227,252.43	960,229.66	-	0.10	-	119,717.28	
MOOE		1,589,000.00	-	1,589,000.00	1,589,000.00	-	-	-	1,589,000.00	256,146.05	353,383.78	204,187.91	763,955.46	1,577,673.20	256,146.05	353,383.78	204,187.91	489,728.30	1,303,446.04	-	11,326.80	-	274,227.16	
CO		25,000.00	-	25,000.00	25,000.00	-	-	-	25,000.00	-	-	-	22,500.00	22,500.00	-	-	22,500.00	22,500.00	22,500.00	-	2,500.00	-	-	
MFO 2 - LABOR CONCILIATION, MEDIATION AND ARBITRATION SERVICES	3 02 000000																							
Conciliation and Mediation Services	3 02 01 0000	986,675.22	-	986,675.22	986,675.22	-	-	-	986,675.22	348,136.03	326,972.92	448,537.83	(136,971.56)	986,675.22	348,136.03	326,972.92	419,731.83	209,136.84	1,303,977.62	-	-	-	(317,302.40)	
PS		589,675.22	-	589,675.22	589,675.22	-	-	-	589,675.22	135,395.94	178,994.66	168,316.13	106,968.49	589,675.22	135,395.94	178,994.66	139,510.13	121,612.01	575,512.74	-	-	-	14,162.48	
MOOE		397,000.00	-	397,000.00	397,000.00	-	-	-	397,000.00	212,740.09	147,978.26	280,221.70	(243,940.05)	397,000.00	212,740.09	147,978.26	280,221.70	87,524.83	728,464.88	-	-	-	(331,464.88)	
CO		-	-	-	-	-	-	-	-	-	-	-	-	-	-	-	-	-	-	-	-	-	-	
Locally-Funded Project	4 13 06 0001	165,150.00	-	165,150.00	165,150.00	-	-	-	165,150.00	-	-	134,650.00	340.00	134,990.00	-	-	134,650.00	340.00	134,990.00	-	30,160.00	-	-	
Information Systems Strategic Plan		165,150.00	-	165,150.00	165,150.00	-	-	-	165,150.00	-	-	134,650.00	340.00	134,990.00	-	-	134,650.00	340.00	134,990.00	-	30,160.00	-	-	
MOOE		-	-	-	-	-	-	-	-	-	-	-	-	-	-	-	-	-	-	-	-	-	-	-
CO		-	-	-	-	-	-	-	-	-	-	-	-	-	-	-	-	-	-	-	-	-	-	-
Sub-Total, Agency Specific Budget		3,845,772.26	-	3,845,772.26	3,845,772.26	-	-	-	3,845,772.26	822,581.78	993,729.58	1,054,574.39	930,899.61	3,801,785.36	822,581.78	993,729.58	959,874.39	948,957.57	3,725,143.32	-	43,986.90	-	76,642.04	
PS		1,669,622.26	-	1,669,622.26	1,669,622.26	-	-	-	1,669,622.26	353,695.64	492,367.54	435,514.78	388,044.20	1,669,622.16	353,695.64	492,367.54	340,814.78	348,864.44	1,535,742.40	-	0.10	-	133,879.76	
MOOE		2,151,150.00	-	2,151,150.00	2,151,150.00	-	-	-	2,151,150.00	468,886.14	501,362.04	619,059.61	520,355.41	2,109,663.20	468,886.14	501,362.04	619,059.61	577,593.13	2,166,900.92	-	41,486.80	-	(57,237.72)	
CO		25,000.00	-	25,000.00	25,000.00	-	-	-	25,000.00	-	-	-	22,500.00	22,500.00	-	-	22,500.00	22,500.00	22,500.00	-	2,500.00	-	-	
II. Automatic Appropriations	1 04 102	127,528.92	-	127,528.92	127,528.92	-	-	-	127,528.92	31,792.32	31,792.32	31,916.98	32,027.30	127,528.92	31,792.32	31,792.32	31,916.98	32,062.83	127,564.45	-	-	-	(35.53)	
RLJP																								
Operations																								
MFO 1 - TECHNICAL ADVISORY SERVICES																								
Strengthening of Bipartite Labor Dispute Prevention Mechanisms and Workplace Cooperation and partnerships Schemes		88,928.28	-	88,928.28	88,928.28	-	-	-	88,928.28	22,142.16	22,142.16	22,266.82	22,377.14	88,928.28	22,142.16	22,142.16	22,266.82	22,412.67	88,963.81	-	-	-	(35.53)	
PS																								
MFO 2 - LABOR CONCILIATION, MEDIATION AND ARBITRATION SERVICES																								
Conciliation and Mediation Services		38,600.64	-	38,600.64	38,600.64	-	-	-	38,600.64	9,650.16	9,650.16	9,650.16	9,650.16	38,600.64	9,650.16	9,650.16	9,650.16	9,650.16	38,600.64	-	-	-	-	
PS																								
Special Account in the General Fund																								
MOOE																								
CO																								
Sub-Total, Automatic Appropriations		127,528.92	-	127,528.92	127,528.92	-	-	-	127,528.92	31,792.32	31,792.32	31,916.98	32,027.30	127,528.92	31,792.32	31,792.32	31,916.98	32,062.83	127,564.45	-	-	-	(35.53)	
PS		127,528.92	-	127,528.92	127,528.92	-	-	-	127,528.92	31,792.32	31,792.32	31,916.98	32,027.30	127,528.92	31,792.32	31,792.32	31,916.98	32,062.83	127,564.45	-	-	-	(35.53)	
MOOE		-	-	-	-	-	-	-	-	-	-	-	-	-	-	-	-	-	-	-	-	-	-	-

Particulars	UACS CODE	Appropriations			Allotments					Current Year Obligations					Current Year Disbursements					Balances				
		Authorized Appropriation	Adjustments (Transfer To)/From, Realignment	Adjusted Appropriations	Allotments Received	Adjustments (Withdrawal, Realignment)	Transfer To	Transfer From	Adjusted Total Allotments	1st Quarter Ending March 31	2nd Quarter Ending June 30	3rd Quarter Ending Sept. 30	4th Quarter Ending Dec. 31	Total	1st Quarter Ending March 31	2nd Quarter Ending June 30	3rd Quarter Ending Sept. 30	4th Quarter Ending Dec. 31	Total	Unreleased Appropriations	Unobligated Allotment	Unpaid Obligations (15-20) = (23+24)		
																						Due and Demandable	Not Yet Due and Demandable	
1	2	3	4	5=(3+4)	6.00	7	8.00	9.00	10=[(6+(-)7)-8+9]	11.00	12.00	13.00	14.00	15=(11+12+13+14)	16.00	17.00	18.00	19.00	20=(16+17+18+19)	21=(5-10)	22=(10-15)	23	24	
III. Special Purpose Fund																								
Miscellaneous Personnel Benefits Fund Operations	1 01	-	-	-	-	-	-	-	-	-	-	-	-	-	-	-	-	-	-	-	-	-	-	-
MFO 1 - TECHNICAL ADVISORY SERVICES																								
Strengthening of Bipartite Labor Dispute Prevention Mechanisms and Workplace Cooperation and partnerships Schemes PS																								
MFO 2 - LABOR CONCILIATION, MEDIATION AND ARBITRATION SERVICES																								
Conciliation and Mediation Services PS																								
Pension and Gratuity Fund Operations	1 01	-	-	-	-	-	-	-	-	-	-	-	-	-	-	-	-	-	-	-	-	-	-	-
MFO 1 - TECHNICAL ADVISORY SERVICES																								
Strengthening of Bipartite Labor Dispute Prevention Mechanisms and Workplace Cooperation and partnerships Schemes PS																								
MFO 2 - LABOR CONCILIATION, MEDIATION AND ARBITRATION SERVICES																								
Conciliation and Mediation Services PS																								
Sub-Total, Special Purpose Fund PS																								
GRAND TOTAL		3,973,301.18	-	3,973,301.18	3,973,301.18	-	-	-	3,973,301.18	854,374.10	1,025,521.90	1,086,491.37	962,926.91	3,929,314.28	854,374.10	1,025,521.90	991,791.37	981,020.40	3,852,707.77	-	43,986.90	-	76,606.51	
PS		1,797,151.18	-	1,797,151.18	1,797,151.18	-	-	-	1,797,151.18	385,487.96	524,159.86	467,431.76	420,071.50	1,797,151.08	385,487.96	524,159.86	372,731.76	380,927.27	1,663,306.85	-	0.10	-	133,844.23	
MOOE		2,151,150.00	-	2,151,150.00	2,151,150.00	-	-	-	2,151,150.00	468,886.14	501,362.04	619,059.61	520,355.41	2,109,663.20	468,886.14	501,362.04	619,059.61	577,593.13	2,166,900.92	-	41,486.80	-	(57,237.72)	
CO		25,000.00	-	25,000.00	25,000.00	-	-	-	25,000.00	-	-	-	22,500.00	22,500.00	-	-	-	22,500.00	22,500.00	-	2,500.00	-	-	
Recapitulation by MFO:		3,808,151.18	-	3,808,151.18	3,808,151.18	-	-	-	3,808,151.18	854,374.10	1,025,521.90	951,841.37	962,586.91	3,794,324.28	854,374.10	1,025,521.90	857,141.37	980,680.40	3,717,717.77	-	13,826.90	-	76,606.51	
MFO 1 - TECHNICAL ADVISORY SERVICES		2,782,875.32	-	2,782,875.32	2,782,875.32	-	-	-	2,782,875.32	496,587.91	688,898.82	493,653.38	1,089,908.31	2,769,048.42	496,587.91	688,898.82	427,759.38	761,893.40	2,375,139.51	-	13,826.90	-	393,908.91	
MFO 2 - LABOR CONCILIATION, MEDIATION AND ARBITRATION SERVICES		1,025,275.86	-	1,025,275.86	1,025,275.86	-	-	-	1,025,275.86	357,786.19	336,623.08	458,187.99	(127,321.40)	1,025,275.86	357,786.19	336,623.08	429,381.99	218,787.00	1,342,578.26	-	-	-	(317,302.40)	
OF WHICH:																								
Major Programs/Projects																								
KRA No. 1 - Just and Lasting Peace and the Rule of Law																								
Operations																								
MFO 1 - TECHNICAL ADVISORY SERVICES		2,782,875.32	-	2,782,875.32	2,782,875.32	-	-	-	2,782,875.32	496,587.91	688,898.82	493,653.38	1,089,908.31	2,769,048.42	496,587.91	688,898.82	427,759.38	761,893.40	2,375,139.51	-	13,826.90	-	393,908.91	
MFO 2 - LABOR CONCILIATION, MEDIATION AND ARBITRATION SERVICES		1,025,275.86	-	1,025,275.86	1,025,275.86	-	-	-	1,025,275.86	357,786.19	336,623.08	458,187.99	(127,321.40)	1,025,275.86	357,786.19	336,623.08	429,381.99	218,787.00	1,342,578.26	-	-	-	(317,302.40)	
Locally-Funded Projects																								
Information Systems Strategic Plan		165,150.00	-	165,150.00	165,150.00	-	-	-	165,150.00	-	-	134,650.00	340.00	134,990.00	-	-	134,650.00	340.00	134,990.00	-	30,160.00	-	-	

Certified Correct:  RENATO C. FAJARDO JR Budget Officer Designate Date:	Certified Correct:  FELIX G. BELZA JR. Accountant Designate Date:	Approved By:  LOURDES P. ESTIOCO Director II Date:
---	--	---